



AgraQuant® Plus Allergen Quick Guide



AgraQuant® Plus Allergen Test Kits include:

- Set of 5 Standards
- 48 antibody-coated microwells
- 48 transfer microwells
- 2 bags of extraction capsules
- 1 bottle of wash buffer
- 1 bottle of conjugate
- 1 bottle of substrate
- 1 bottle of stop solution

Available kits:

- AgraQuant® Plus Almond 10002023
- AgraQuant® Plus Casein 10002042
- AgraQuant® Plus Cashew 10002096
- AgraQuant® Plus Egg 10002060
- AgraQuant® Plus Hazelnut 10002008
- AgraQuant® Plus Macadamia nut 10002053

Test procedures for:

- Raw materials/processed food
- Rinse waters
- Swab samples*

- AgraQuant® Plus Milk 10002082
- AgraQuant® Plus Mustard 10002072
- AgraQuant® Plus Peanut 10001992
- AgraQuant® Plus Pistachio 10002088
- AgraQuant® Plus Sesame 10002066

Shelf life: 12 months

* AgraQuant® Allergen Swabbing kit (10002205)


Also available:

- AgraQuant® Allergen ELISA Test kits
- AgraStrip® Allergens





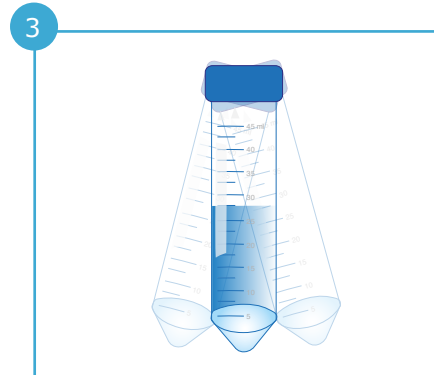
AgraQuant® Plus Allergen Quick Guide



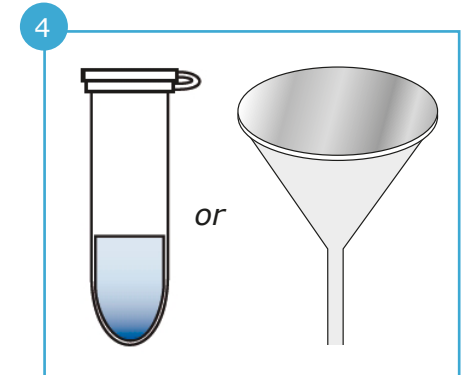
1 Weigh **1 g** homogenized sample into a centrifuge tube and add one capsule of extraction additive 1 and one capsule of extraction additive 2*.



2 Add 20 mL of hot, non boiling water (80 – 100 °C)**.

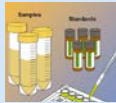

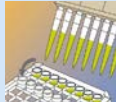







3 Shake tube vigorously for **15 seconds** until sample and capsules are dissolved.



4 Transfer an aliquote of the extract into a 1.5 or 2 mL reaction vial and centrifuge at **8000 g for 5 min** and use the supernatant for testing. Alternatively, the extract can be filtrated and the filtrate used.

One extract can be used to determine allergen content in any AgraQuant® Plus Allergen ELISA Test kit (exceptions: AgraQuant® Plus Egg and Pistachio Test kits).

1 	Dispense 150 µL sample extract or standards into transfer wells (blue)	5 	Pipette 100 µL conjugate solution into the antibody-coated wells and incubate for 10 min . Wash the wells as described in steps 3 & 4
2 	Transfer 100 µL sample extract or standards into the antibody-coated wells using a multichannel pipette and incubate for 10 min	6 	Pipette 100 µL substrate solution into the wells and incubate for 10 min in the dark
3 	Wash 5 times with wash buffer	7 	Add 100 µL stop solution into the antibody coated wells
4 	Tap dry the washed wells	8 	Read Results at 450 nm with an ELISA reader

*For AgraQuant® Plus Pistachio use 2 capsules of extraction additive M1 and 1 capsule of extraction additive 2 instead.

**For AgraQuant® Plus Egg, use water at 60 °C.